

TOP GROUP
INTERNATIONAL



TOP GROUP



INTERNATIONAL

COMPANY PROFILE

C O N T E N T S



Top Group International BV



Partner - Suppliers
- Customers
- Choice of Modality



Value added service



Key to success - Quality
- Cost of failure
- B V P



Reporting



TGI services



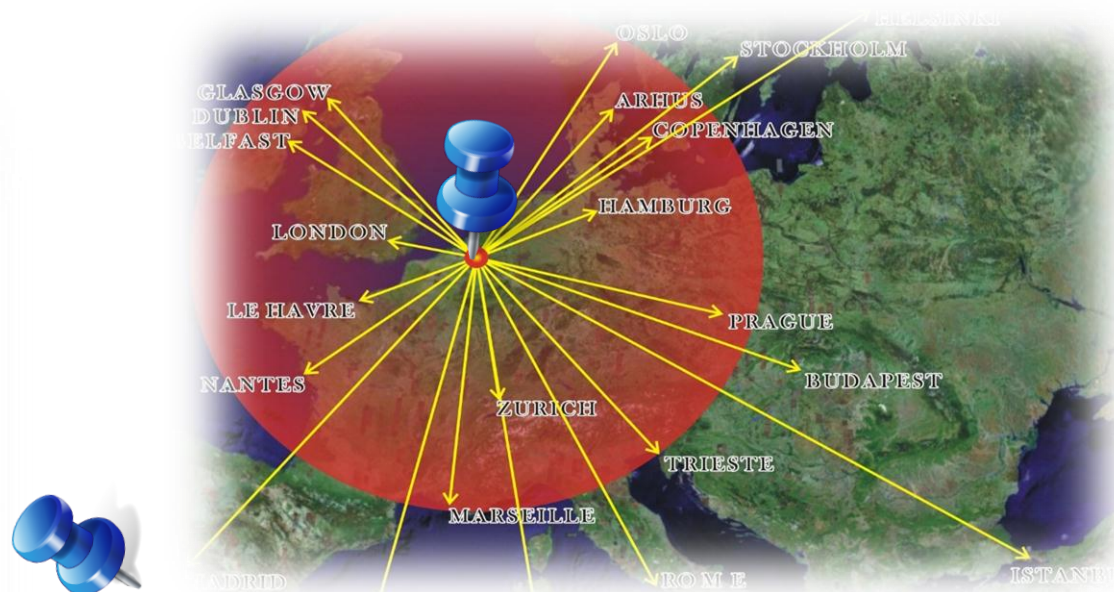


- **Founded 2001**
- **Own Operating Team**
- **Warehouses 4.000 m² own + 12.000 m² ready to use**
- **Workforce 20 FTE**
- **Sea freight, Airfreight, Inland transportation, Warehousing, Distribution, Customs services, Consultancy, Legal, Tax & Finance**
- **Client base (major) 50+: Asus, Foxconn, Chicony etc.**
- **High value electronics (Computer related, TV, Automotive, Solar Technology, etc.)**
- **Maximum insurance security level**
- **Rework Project**



ATTENTION

**FROM OUR LOCATION
ANYWHERE IN 96 HOURS**



- ❖ Easy access to the European markets with 1.1 billion consumers.
- ❖ Advanced and comprehensive road / water / air transportation network in the Netherlands.
- ❖ Netherlands is a tax haven for companies which start up business or set up headquarters or a distribution center.
- ❖ The implementation of tax relief policies avoids double taxation and eases cash flow pressure for companies in the Netherlands and the EU.



TGI has a worldwide network of partners, with many forwarding, logistics companies, liners and transport groups covering more than 60 countries.

Main focus on Pan European & between Europe and China & Taiwan.





Our clients are internationally renowned and leading trading companies and manufacturers.





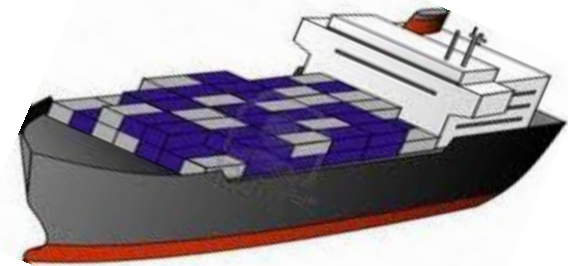
At TGI, we analysis and think with you.




Train



Truck



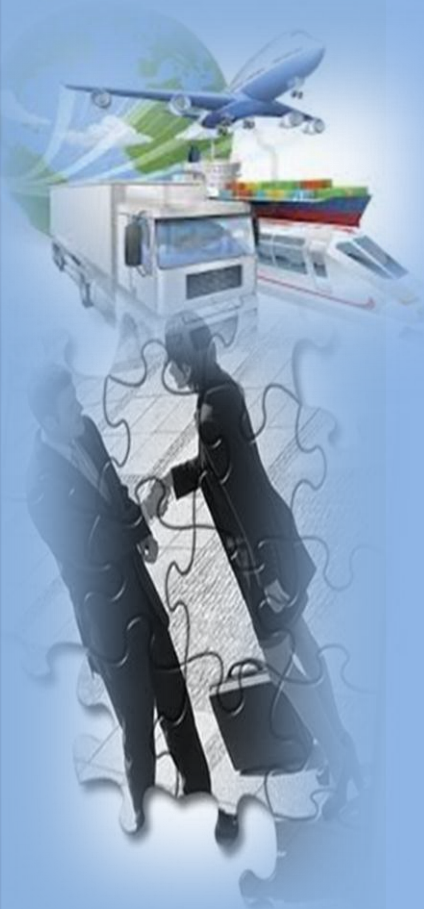
Sea Container



Barge



Air Cargo





**Repacking
Relabeling
Repackaging
Cable, Manuals,
Warranty Cards Etc
Insertion or Swap**



**Firmware Flashing
Software Updated
Software Upgrade**



**Technical Work Including
Soldering, Jumper
Changing, Rewiring Etc..**

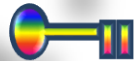




Tailor-made SOP



Customer dedicated operators always with backed-ups



Custom built reporting facility for all inventory and logistical activities.



24 hours Access to our server via VPN connection



Strict recruiting procedure with regular in-house evaluation process (PAD*)

*** Performance Appraisal Development**





WMS by **SAP**



In-house Transportation system Xman



Costs of failure at TGI < 1% (compare: avg 17%*)



Electronic Archive (Paperless)

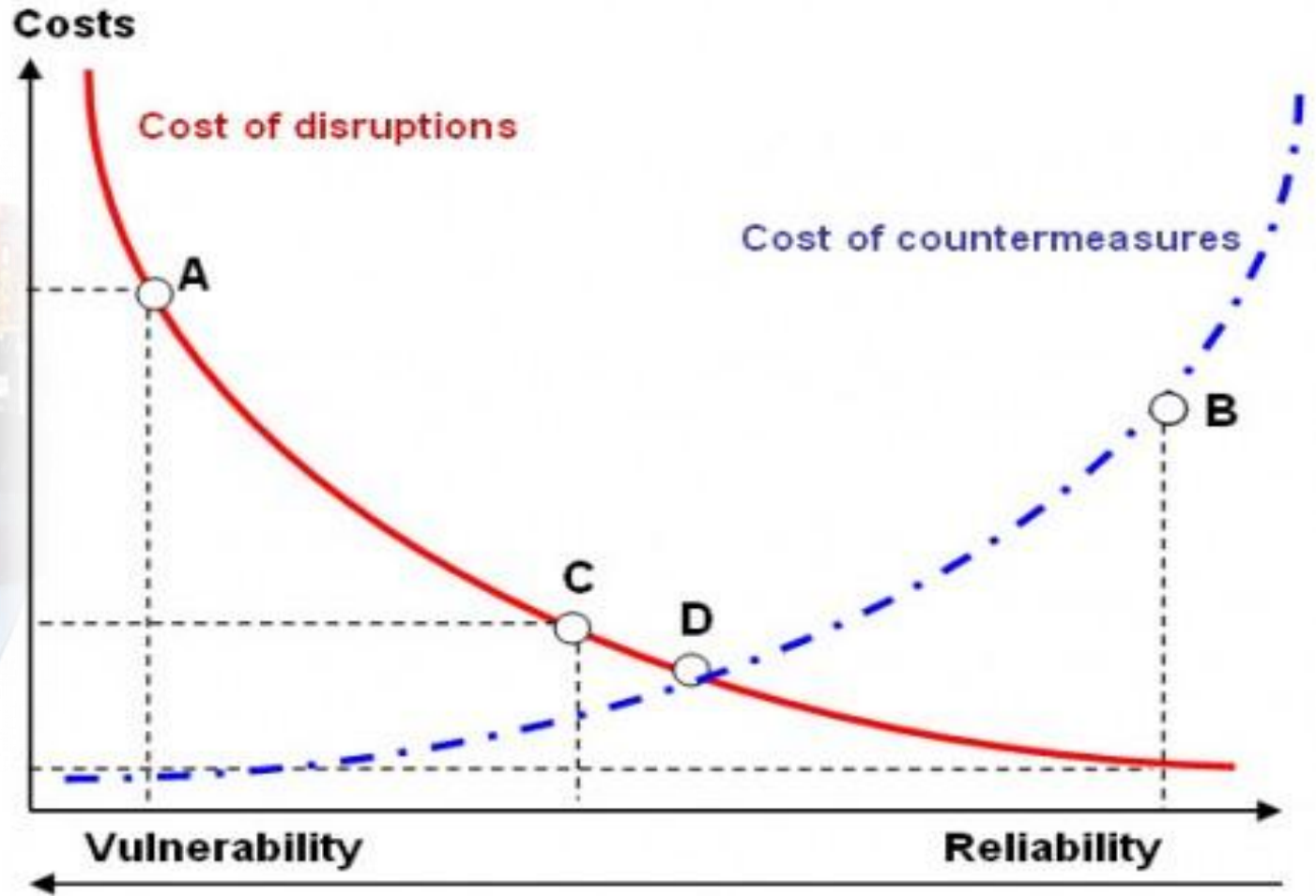


Customs registration ( Customs approved)



ISO9001 certified







Permits also considering factors other than price:



Past performance (reliability, flexibility, costs of failure)



Systems and procedures with Tailor made Structural Setup



Quality management + KPI



Tools (IT)




Communication



Reporting

NOTE

Results in Transparency work-flow, Regular Evaluations, Quality performance and Total control.





Standard PO 450000073 Created by Wendy Loh

Document Overview On Messages Personal Setting

NB Standard PO 450000073 Vendor

Header

S	Itm	A	I	Material	Short Text
	10			PE689.SERVER	PE689/ BLACK/
	20			BP671.200PU...	MATX TOWER/
	30			BL672.300PU...	COMPUTER CA
	40			Z611.350PUH...	MATX TOWER/
	50			Z616.350PUH...	MATX TOWER/
	60			Z637.350PUH...	MATX TOWER/

Inbound Delivery 180000157 Display: Overview

Inbound deliv. 180000157 Document Date 24.05.2011
 Vendor INTW In Win Development (N.L.) B.V. / Geyssendorfferweg 47 / 3088 GJ Rotterdam

Item Overview Shipment Unload Stock placement Status Overview Goods Movement Data

Delivery date 25.05.2011 00:00 Total Weight 11.334 KG
 Actual GR date 25.05.2011 No.of packages 0

All Items

Item	Material	Delivery quantity	S..	Description	B	I..
10	PE689.SERVER	150	PC	PE689/ BLACK/ USB+AUDIO(HD)/ FN	ELN	C C
20	BP671.200PUHAD.B	300	PC	MATX TOWER/IP-S200DF7-3/USB+AUDIO(HD)/BL	ELN	C C

Display Transfer Order: Item List

Warehouse No. T01 Confirmation
 TO Number 4232 Creation Date 25.05.2011

Source Stor.Bin 902 001 4500000073 GR Area External Rcpts
 Destination Bin 008 001 L-13/B1 Pallet Storage Level BCD

General View Src Data Dest. Data

I...	Material	C	C	T.	Stor. bin	Dest. qty	A.	R..	Dest.storage unit	S..
1	Z637.350PUHA.B				008 L-13/B1	50	PC		00000000001000007237	B1

Document Flow

Status overview Display document Service documents

Business partner In Win Development (N.L.) B.V.

Document	On	Status
WMS transfer order 0000004229	25.05.2011	Completed
WMS transfer order 0000004230	25.05.2011	Completed
WMS transfer order 0000004231	25.05.2011	Completed
WMS transfer order 0000004232	25.05.2011	Completed
GR goods receipt 5000000105	25.05.2011	complete



Display Standard Order 258: Overview

Standard Order: 258 | Net value: 270,00 | Warehouse No.: F01

Sold-to party: 80027 | Marvel Computer Solutions Ltd / 199 Arch Makarios III / 3608 ...

Ship-to party: 80081 | Marvel Computer Solutions Ltd / Kubinskaya st. 75 / 196240 S...

PO Number: 81305542 | PO date: 11.05.2011 | Destination Bin: 916 001 0080000258

Display Transfer Order: Item List

TO Number: 3491 | Creation Date: 12.05.2011

Shipping Area Deliveries

Req. deliv.date: 12.05.2011 | Deliver.Plant: | Total Weight: 1.685,050 KG

Complete dv.

Outbound Delivery 80000258 Display: Overview

Outbound deliv.: 80000258 | Document Date: 11.05.2011

Ship-to party: 80081 | Marvel Computer Solutions Ltd / Kubinskaya st. 75 / 196240 S...

Document Flow

Business partner: 0000080081 | Marvel Computer Solutions Ltd

Document	On	Status
Standard Order 0000000258	11.05.2011	Completed
Outbound Delivery 0080000258	11.05.2011	Being processed
Handling unit 0000001719	12.05.2011	
Handling unit 0000001720	12.05.2011	
Handling unit 0000001721	12.05.2011	
Handling unit 0000001722	12.05.2011	
Handling unit 0000001723	12.05.2011	
WMS transfer order 0000003491	12.05.2011	Completed
Handling unit 0000001724	12.05.2011	
WMS transfer order 0000003516	12.05.2011	Completed
GD goods issue:delvy 4900000499	16.05.2011	complete

Item Overview

Item	Material	Deliv. Qty	U.	Description
10	E2343F	150	PC	23" LCD M
20	2436SWA	30	PC	23.6" LCD
30	2341SA	50	PC	23" LCD M
40	E2440VA	40	PC	24" LCD M

Display Handling Units

Material/Pa...	Description	Packed quan...	S..
717 20000	Blok pallet	1	PAL
258 ..E2343F	23" LCD MONITOR	42	PC
718 20000	Blok pallet	1	PAL
258 ..E2343F	23" LCD MONITOR	42	PC
258 ..E2343F	Blok pallet	1	PAL
258 ..E2343F	23" LCD MONITOR	42	PC
720 20000	Blok pallet	1	PAL
258 ..2436SWA	23.6" LCD MONITOR	30	PC
258 ..E2343F	23" LCD MONITOR	16	PC
258 ..2341SA	23" LCD MONITOR	2	PC



Selections

Plant:

Storage Location:

Material Group:

Material:

Show Storage Location Stock

Time frame: period window

Period 1: today -/ - days

Period 2: period 1 -/ - days

Period 3: period 2 -/ - days

Period 4: period 3 -/ - days

Period 5: period 4 -/ - days

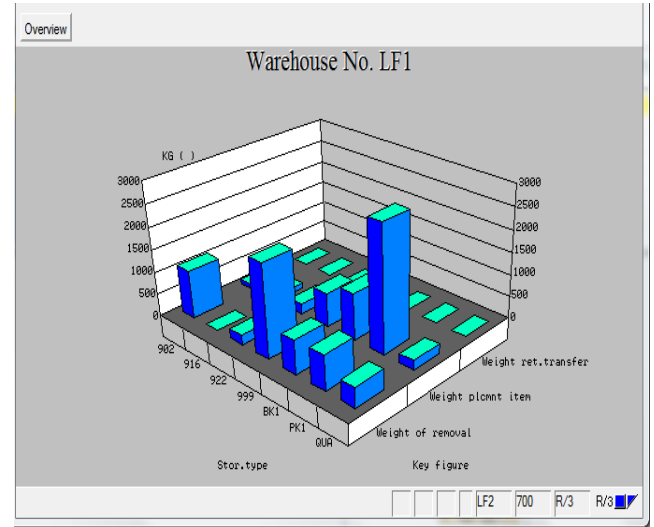
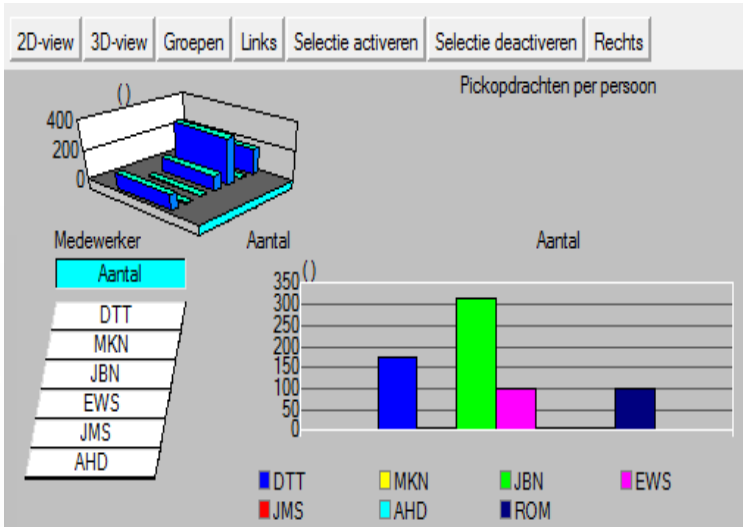
Period 6: > period 5

Freely definable time frame selections

Output can be exported to Excel

Aging Stock Report

Plant	Stor. Loc.	Matl Gr...	Material	Material Description	Unit	Total Stock	Rng 0- 007	Range 008 - 014	Range 015 - 044	Range 045 - 074
AOC	FREE	IT	2341SA	23" LCD MONITOR	PC	369,000	0,000	0,000	0,000	369,000
AOC	FREE	IT	2434PW	24" LCD MONITOR	PC	5,000	0,000	0,000	0,000	5,000
AOC	FREE	IT	2436PWA	23.6" LCD MONITOR	PC	524,000	0,000	0,000	0,000	524,000
AOC	FREE	IT	2436SWA	23.6" LCD MONITOR	PC	3.075,000	0,000	0,000	0,000	3.075,000
AOC	FREE	IT	2436VVA	23.6" LCD MONITOR	PC	1.087,000	0,000	0,000	1.087,000	0,000
AOC	FREE	CE	2490FWT (UK)	24" LCD TV	PC	6,000	0,000	0,000	0,000	6,000
AOC	FREE	IT	719VA+	17" LCD MONITOR	PC	1.996,000	0,000	520,000	1.476,000	0,000
AOC	FREE	IT	917SW+	19" LCD MONITOR	PC	4.817,000	0,000	0,000	0,000	4.817,000
AOC	FREE	IT	919P2+	19" LCD MONITOR	PC	3,000	0,000	0,000	0,000	3,000
AOC	FREE	IT	919PZ	19" LCD MONITOR	PC	3.624,000	0,000	176,000	1.100,000	2.348,000
AOC	FREE	IT	919SWA	19" LCD MONITOR	PC	1,000	0,000	0,000	0,000	1,000

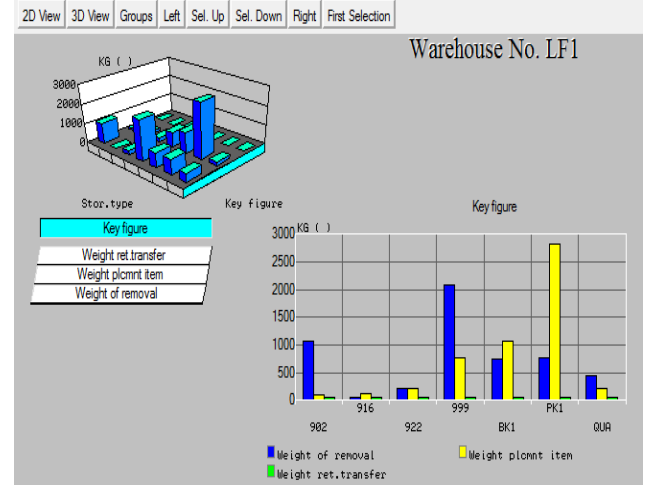


Analysis: Stock Placements and Removals: Drilldown

Warehouse No. LF1

No. of Stor.type: 7

Stor.type	Weight of removal	Weight plcmnt item	Weight ret.transfer	St
Total	5.340,040 KG	5.340,040 KG	0 KG	
902	1.064,420 KG	110 KG	0 KG	
916	0 KG	122,320 KG	0 KG	
922	220 KG	220 KG	0 KG	
999	2.082,800 KG	770,500 KG	0 KG	
BK1	750 KG	1.064,420 KG	0 KG	
PK1	782,820 KG	2.832,800 KG	0 KG	
QUA	440 KG	220 KG	0 KG	





REPORTS	EVALUATIONS	PERFORMANCE
<ul style="list-style-type: none"> ✓ All WMS HANDLING 	<ul style="list-style-type: none"> ✓ ELECTRONIC POD UPLOAD 	<ul style="list-style-type: none"> ✓ WEBACCESS TO TGI SYSTEMS
<ul style="list-style-type: none"> ✓ INVENTORY REPORT ✓ INCOMING REPORT ✓ OUTGOING REPORT ✓ AGEING REPORT ✓ PENDING ORDER REPORT 	<ul style="list-style-type: none"> ✓ COST BREAKDOWN REPORT BASED ON <ul style="list-style-type: none"> ○ HANDLING INCOMING GOODS PER SHIPMENT ○ HANDLING OUTGOING GOODS PER SHIPMENT 	<ul style="list-style-type: none"> ✓ SALES PERFORMANCE REPORT <ul style="list-style-type: none"> ○ BY MODEL ○ BY CUSTOMER ○ BY COUNTRY
<ul style="list-style-type: none"> ✓ FULL PRODUCT HISTORY REPORT 	<ul style="list-style-type: none"> ✓ LOGISTICS KPI REPORT IN & OUTBOUND 	<ul style="list-style-type: none"> ✓ COMPARISON ON FORECAST VS ACTUAL
<ul style="list-style-type: none"> ✓ DYNAMIC AGEING REPORT 	<ul style="list-style-type: none"> ✓ LOGISTICS COST ANALYSIS REPORT 	<ul style="list-style-type: none"> ✓ WAREHOUSE KPI ✓ TRANSPORT KPI
<ul style="list-style-type: none"> ✓ CUSTOMER STOCK STATUS REPORTS <ul style="list-style-type: none"> ○ PER MODEL ○ PER TRANSPORTATION ○ PER SCHEDULES 	<ul style="list-style-type: none"> ✓ COST BREAKDOWN ANALYSES PER BUSINESS UNIT 	<ul style="list-style-type: none"> ✓ ACTING AS YOUR PARTNER ✓ TRANSPARENT, SYSTEMATIC, STRICT CONTROL OPERATIONAL FLOW





- ❁ TGI handles dangerous goods from Far East to Hungary.
- ❁ TGI handles luxury food (chocolate) from Switzerland to Shanghai.
- ❁ TGI handles honey from Far East to Netherlands.
- ❁ TGI is working closely with EMC for empty relocation and cabotage in the Czech Republic and Slovakia.
- ❁ TGI arranges over 40% of Asus's European distribution from the Netherlands.

TOP GROUP
INTERNATIONAL



THANK YOU

