

**TOP GROUP**  
INTERNATIONAL



**TOP GROUP**



INTERNATIONAL

**COMPANY PROFILE**

**TOP GROUP**  
INTERNATIONAL

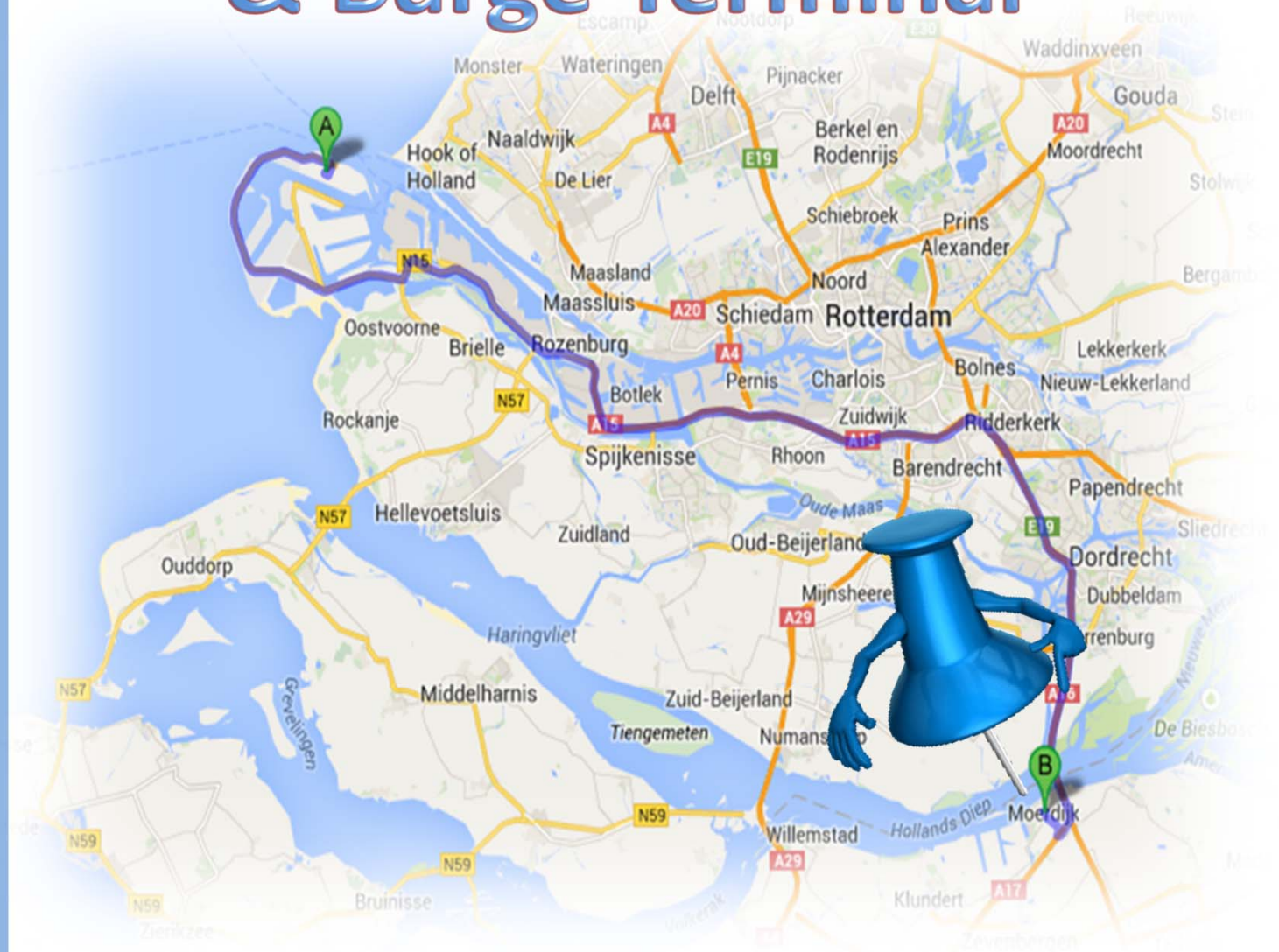


# PREMISE IN MOERDIJK

**TOPGROUP**  
INTERNATIONAL



# Near Rotterdam Port & Barge Terminal





# CONTENTS



**Top Group International BV**



**Partner - Suppliers**  
**- Customers**  
**- Choice of Modality**



**Value added service**



**Key to success**    **- Quality**  
**- Cost of failure**  
**- B v p**



**Reporting**



**TGI services**



## **TOP GROUP INTERNATIONAL BV**

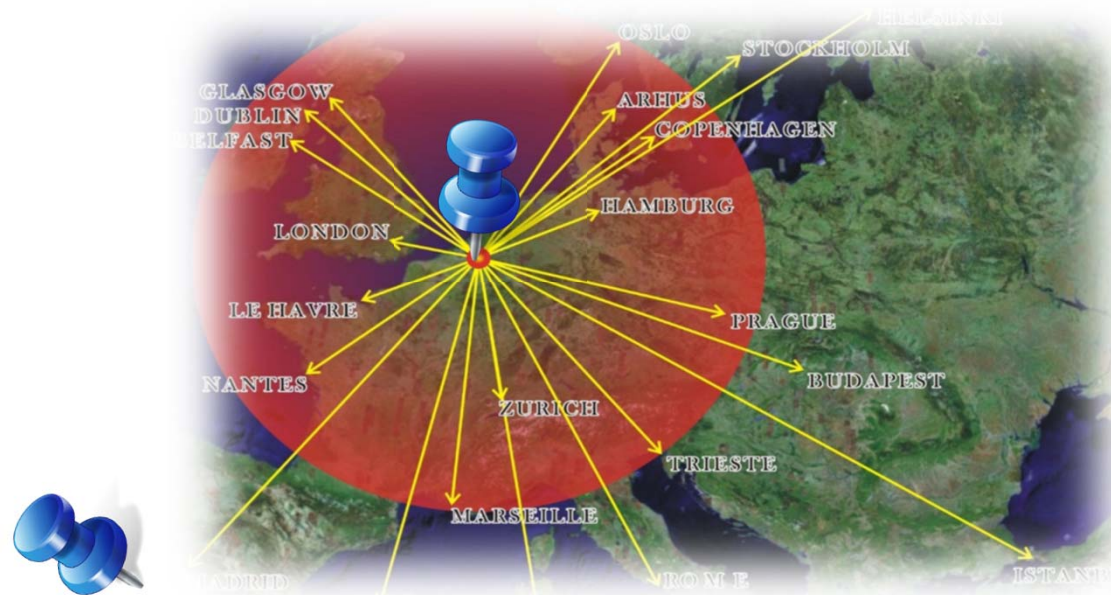


- **Founded 2001**
- **Own Operating Team**
- **Warehouse (Bonded) space 13300 m<sup>2</sup>**
- **Sea / Air freight, Rail, Barge, Inland transportation**
- **Warehousing, Distribution, Customs services, Consultancy, Legal, Tax & Finance**
- **Client base (major) 50+: Asus, Foxconn, Delta, Facebook, Phoenix Connect, GP Batteries etc.**
- **High value electronics ( Computer related, TV, Automotive, Solar Technology, etc.)**
- **Maximum insurance security level**
- **Rework Project / VAS (Value Added Services)**



**ATTENTION**

**FROM OUR LOCATION  
ANYWHERE IN 96 HOURS**



- ❖ Easy access to the European markets with 1.1 billion consumers.
- ❖ 80% of cargo via Rotterdam port is for German customers.
- ❖ Netherlands is a tax haven for companies which start up business or set up headquarters or a distribution center.
- ❖ The implementation of tax relief policies avoids double taxation and eases cash flow pressure for companies in the Netherlands and the EU.

# TOP GROUP

INTERNATIONAL



## CUSTOMER REFERENCES



Our clients are internationally renowned and leading trading companies and manufacturers.



**VALUE ADDED SERVICE**



**Repacking  
Relabeling  
Repackaging  
Cable, Manuals,  
Warranty Cards Etc  
Insertion or Swap**



**Firmware Flashing  
Software Updated  
Software Upgrade**



**Technical Work Including  
Soldering, Jumper  
Changing, Rewiring Etc..**



## KEY TO SUCCESS



**Tailor-made SOP**



**Customer dedicated operators always with backed-ups – mainly Mandarin speaking**



**Custom built reporting facility for all inventory and logistical activities.**



**24 hours Access to our server via VPN connection**





In-house Transportation system Xman



Costs of failure at TGI < 1% (compare: avg 17%\*)



Electronic Archive (Paperless)

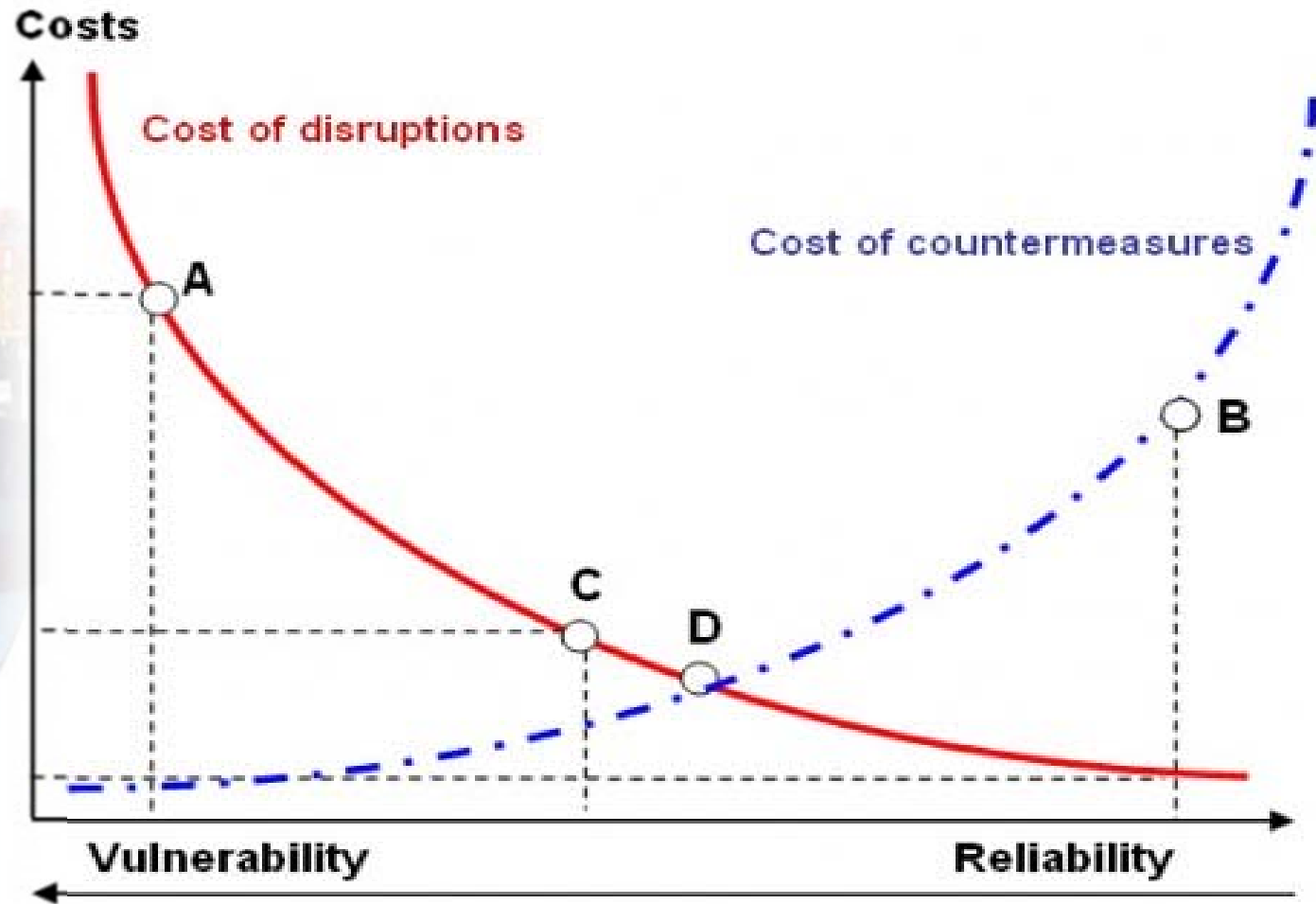


Customs registration (  Customs approved)



ISO9001 certified





## BEST VALUE PROCUREMENT



Permits also considering factors other than price:

- Past performance (reliability, flexibility, costs of failure)
- Systems and procedures with Tailor made Structural Setup
- Quality management + KPI
- Tools (IT)
- Communication
- Reporting

**NOTE**

Results in Transparency work-flow, Regular Evaluations, Quality performance and Total control.

## INBOUND PROCESS SCREEN PRINT



**Standard PO 450000073 Created by Wendy Loh**

Document Overview On | Print Preview | Messages | Personal Setting

NB Standard PO 450000073 Vendor In Win Development (N.L.) B.V.

### Inbound Delivery 180000157 Display: Overview

Header

S	Itm	A	I	Material	Short Text
	10			PE689.SERVER	PE689/ BLACK/
	20			BP671.200FU...	MATX TOWER/
	30			BL672.300FU...	COMPUTER CA...
	40			Z611.350PUH...	MATX TOWER/
	50			Z616.350PUH...	MATX TOWER/
	60			Z637.350PUH...	MATX TOWER/

Inbound deliv. 180000157 Document Date 24.05.2011  
Vendor INW In Win Development (N.L.) B.V. / Geysendorfferweg 47 / 3088 GJ Rotterdam

Delivery date 25.05.2011 00:00 Total Weight 11.334 KG  
Actual GR date 25.05.2011 No.of packages 0

#### All Items

Item	Material	Delivery quantity	S.	Description	B	I..
10	PE689.SERVER	150	PC	PE689/ BLACK/ USB+AUDIO(HD)/ FN	ELN	C C
20	BP671.200FUHAD.B	300	PC	MATX TOWER/IP-S200DF7-3/USB+AUDIO(HD)/BL	ELN	C C

### Display Transfer Order: Item List

Warehouse No. T01 Confirmation   
TO Number 4232 Creation Date 25.05.2011

Source Stor.Bin 902 001 4500000073 GR Area External Rcpts  
Destination Bin 008 001 L-13/B1 Pallet Storage Level BCD

General View | Src Data | Dest. Data

I..	Material	C	C	T.	Stor. bin	Dest. qty	A.	R.	Dest.storage unit	S..
1	Z637.350PUHA.B	==	008	L-13/B1		50	PC		0000000001000007237	B1

### Document Flow

Business partner In Win Development (N.L.) B.V.

Document	On	Status
WMS transfer order 0000004229	25.05.2011	Completed
WMS transfer order 0000004230	25.05.2011	Completed
WMS transfer order 0000004231	25.05.2011	Completed
WMS transfer order 0000004232	25.05.2011	Completed
GR goods receipt 5000000105	25.05.2011	complete



### Display Standard Order 258: Overview

Standard Order: 258 | Net value: 270,00 | Warehouse No.: 010

Sold-to party: 80027 | Marvel Computer Solutions Ltd / 199 Arch Makarios III / 3608 ...

Ship-to party: 80081 | Marvel Computer Solutions Ltd / Kubinskaya st. 75 / 196240 S ...

PO Number: 81305542 | PO date: 11.05.2011

### Display Transfer Order: Item List

Warehouse No.: 010 | Confirmation:  | Creation Date: 12.05.2011

TO Number: 3491

Destination Bin: 916 001 0080000258 | Shipping Area Deliveries

Req. deliv.date: 12.05.2011 | Deliver.Plant: | Total Weight: 1.685,050 KG

Complete div.

### Outbound Delivery 80000258 Display: Overview

Outbound deliv.: 80000258 | Document Date: 11.05.2011

Ship-to party: 80081 | Marvel Computer Solutions Ltd

### Document Flow

Document	On	Status
Standard Order 0000000258	11.05.2011	Completed
Outbound Delivery 0080000258	11.05.2011	Being processed
Handling unit 0000001719	12.05.2011	
Handling unit 0000001720	12.05.2011	
Handling unit 0000001721	12.05.2011	
Handling unit 0000001722	12.05.2011	
Handling unit 0000001723	12.05.2011	
WMS transfer order 0000003491	12.05.2011	Completed
Handling unit 0000001724	12.05.2011	
WMS transfer order 0000003516	12.05.2011	Completed
GD goods issue:deky 4900000499	16.05.2011	complete

### Display Handling Units

Material	Stor. bin	From qty	A.	R.	Source storage unit	S..
E2343F	004 W-085		2	PC	00000000001000001898	B1
E2343F	004 W-060		32	PC	00000000001000001100	B1
E2343F	004 W-085		8	PC	00000000001000001899	B1

### Item Overview

Item	Material	Deliv. Qty	U.	Descript
10	E2343F	150	PC	23" LCD M
20	2436SWA	30	PC	23.6" LCD
30	2341SA	50	PC	23" LCD M
40	E2440VA	40	PC	24" LCD M

### Business partner

Material/Pa...	Description	Packed quan...	S..
0000000001	Blok pallet	1	PAL
E2343F	23" LCD MONITOR	42	PC
0000000001	Blok pallet	1	PAL
E2343F	23" LCD MONITOR	42	PC
0000000001	Blok pallet	1	PAL
E2343F	23" LCD MONITOR	42	PC
2436SWA	23.6" LCD MONITOR	30	PC
E2343F	23" LCD MONITOR	16	PC
2341SA	23" LCD MONITOR	2	PC



**Selections**

Plant:

Storage Location:

Material Group:

Material:

Show Storage Location Stock

---

**Time frame: period window**

Period 1: today -/ -  days

Period 2: period 1 -/ -  days

Period 3: period 2 -/ -  days

Period 4: period 3 -/ -  days

Period 5: period 4 -/ -  days

Period 6: > period 5

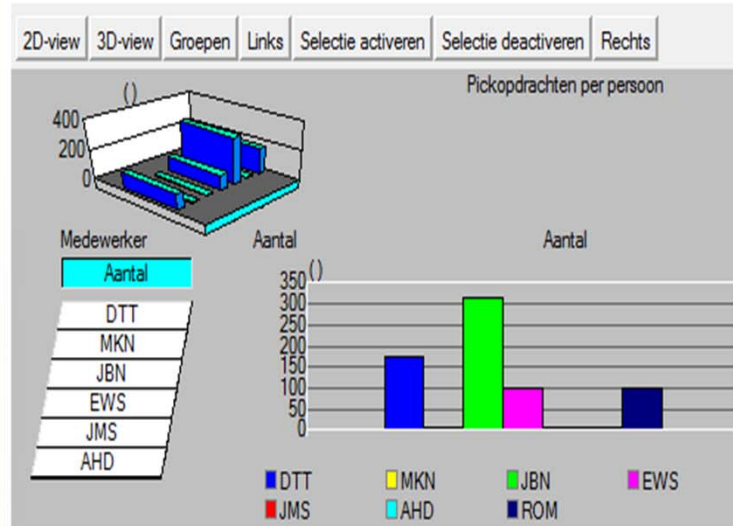
Freely definable time frame selections

Output can be exported to Excel

**Aging Stock Report**

Plant	Stor. Loc.	Matl Gr...	Material	Material Description	Unit	Total Stock	Rng 0- 007	Range 008 - 014	Range 015 - 044	Range 045 - 074
AOC	FREE	IT	2341SA	23" LCD MONITOR	PC	369,000	0,000	0,000	0,000	369,000
AOC	FREE	IT	2434PW	24" LCD MONITOR	PC	5,000	0,000	0,000	0,000	5,000
AOC	FREE	IT	2436PWA	23.6" LCD MONITOR	PC	524,000	0,000	0,000	0,000	524,000
AOC	FREE	IT	2436SWA	23.6" LCD MONITOR	PC	3.075,000	0,000	0,000	0,000	3.075,000
AOC	FREE	IT	2436VWA	23.6" LCD MONITOR	PC	1.087,000	0,000	0,000	1.087,000	0,000
AOC	FREE	CE	2490FWT (UK)	24" LCD TV	PC	6,000	0,000	0,000	0,000	6,000
AOC	FREE	IT	719VA+	17" LCD MONITOR	PC	1.996,000	0,000	520,000	1.476,000	0,000
AOC	FREE	IT	917SW+	19" LCD MONITOR	PC	4.817,000	0,000	0,000	0,000	4.817,000
AOC	FREE	IT	919P2+	19" LCD MONITOR	PC	3,000	0,000	0,000	0,000	3,000
AOC	FREE	IT	919PZ	19" LCD MONITOR	PC	3.624,000	0,000	176,000	1.100,000	2.348,000
AOC	FREE	IT	919SWA	19" LCD MONITOR	PC	1,000	0,000	0,000	0,000	1,000

## ALL KINDS OF FEATURES REPORT



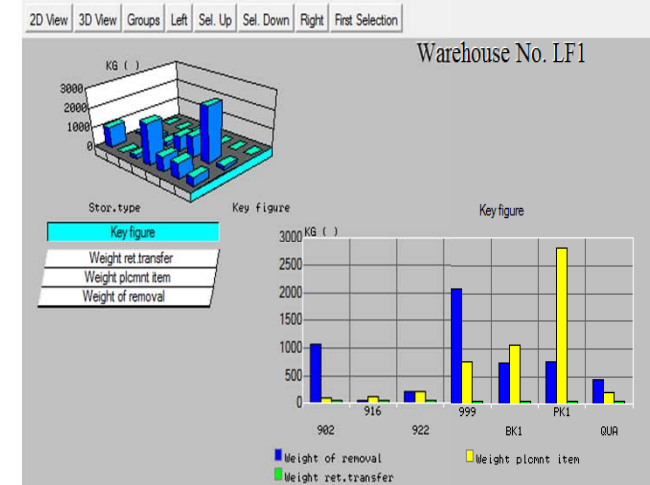
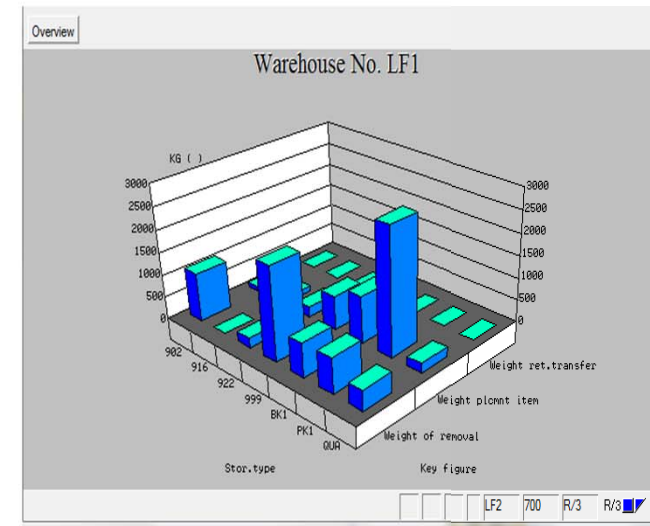
### Analysis: Stock Placements and Removals: Drilldown

Switch drilldown... Top N...

Warehouse No. LF1

No. of Stor.type: 7


Stor.type	Weight of removal	Weight plcmnt item	Weight ret.transfer	St
<b>Total</b>	<b>5.340,040 KG</b>	<b>5.340,040 KG</b>	<b>0 KG</b>	
902	1.064,420 KG	110 KG	0 KG	
916	0 KG	122,320 KG	0 KG	
922	220 KG	220 KG	0 KG	
999	2.082,800 KG	770,500 KG	0 KG	
BK1	750 KG	1.064,420 KG	0 KG	
PK1	782,820 KG	2.832,800 KG	0 KG	
QUA	440 KG	220 KG	0 KG	







REPORTS	EVALUATIONS	PERFORMANCE
<ul style="list-style-type: none"> <li>✓ All WMS HANDLING</li> </ul>	<ul style="list-style-type: none"> <li>✓ ELECTRONIC POD UPLOAD</li> </ul>	<ul style="list-style-type: none"> <li>✓ WEBACCESS TO TGI SYSTEMS</li> </ul>
<ul style="list-style-type: none"> <li>✓ INVENTORY REPORT</li> <li>✓ INCOMING REPORT</li> <li>✓ OUTGOING REPORT</li> <li>✓ AGEING REPORT</li> <li>✓ PENDING ORDER REPORT</li> </ul>	<ul style="list-style-type: none"> <li>✓ COST BREAKDOWN REPORT BASED ON                             <ul style="list-style-type: none"> <li>○ HANDLING INCOMING GOODS PER SHIPMENT</li> <li>○ HANDLING OUTGOING GOODS PER SHIPMENT</li> </ul> </li> </ul>	<ul style="list-style-type: none"> <li>✓ SALES PERFORMANCE REPORT                             <ul style="list-style-type: none"> <li>○ BY MODEL</li> <li>○ BY CUSTOMER</li> <li>○ BY COUNTRY</li> </ul> </li> </ul>
<ul style="list-style-type: none"> <li>✓ FULL PRODUCT HISTORY REPORT</li> </ul>	<ul style="list-style-type: none"> <li>✓ LOGISTICS KPI REPORT IN &amp; OUTBOUND</li> </ul>	<ul style="list-style-type: none"> <li>✓ COMPARISON ON FORECAST VS ACTUAL</li> </ul>
<ul style="list-style-type: none"> <li>✓ DYNAMIC AGEING REPORT</li> </ul>	<ul style="list-style-type: none"> <li>✓ LOGISTICS COST ANALYSIS REPORT</li> </ul>	<ul style="list-style-type: none"> <li>✓ WAREHOUSE KPI</li> <li>✓ TRANSPORT KPI</li> </ul>
<ul style="list-style-type: none"> <li>✓ CUSTOMER STOCK STATUS REPORTS                             <ul style="list-style-type: none"> <li>○ PER MODEL</li> <li>○ PER TRANSPORTATION</li> <li>○ PER SCHEDULES</li> </ul> </li> </ul>	<ul style="list-style-type: none"> <li>✓ COST BREAKDOWN ANALYSES PER BUSINESS UNIT</li> </ul>	<ul style="list-style-type: none"> <li>✓ ACTING AS YOUR PARTNER</li> <li>✓ TRANSPARENT, SYSTEMATIC, STRICT CONTROL OPERATIONAL FLOW</li> </ul>





## REFERENCES



- 一带一路 One Belt One Road - China Project by Rail to Europe.  
TGI is honored to handle the 1<sup>st</sup> Coffee Bean container by Rail from China to Europe in July 2015
- TGI handles dangerous goods from Far East to Hungary.
- TGI handles luxury food (chocolate) from Switzerland to Shanghai.
- TGI handles agricultural equipment from Europe to China
- TGI handles honey from Far East to Netherlands.
- TGI is working closely with EMC for empty relocation and cabotage in the Czech Republic and Slovakia.
- TGI is the EU Hub for LCY, Delta, Johnson Fitness, In-Win, Technicolor/Thomson, Foxconn, Vivotek, CyberPower etc.
- TGI arranges over Asus's European distribution from the Netherlands for the 12<sup>th</sup> year in a row.
- TGI is performing packaging process for GP Batteries, TSP, Delta

**TOP GROUP**  
INTERNATIONAL



**THANK YOU**